

Year 1: Remote Learning Schedule **Answers**

Maths - Lesson 1 answers

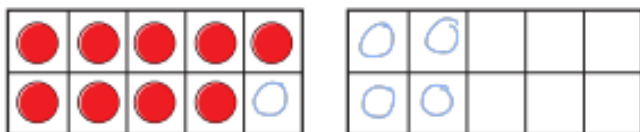
Add by counting on



- 1 There are 9 children on the bus.
5 more children get on the bus.



How many children are on the bus now?
Complete the ten frames and the sentences.

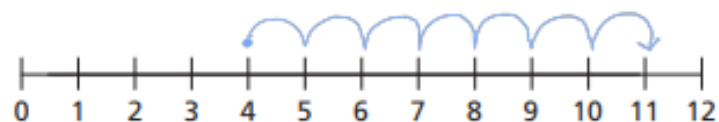


$$\boxed{9} + \boxed{5} = \boxed{14}$$

There are $\boxed{14}$ children on the bus now.



- 2 Eva has 4 coins.
Jack gives her 7 more coins.
How many coins does Eva have now?
Draw on the number line and complete the sentences.



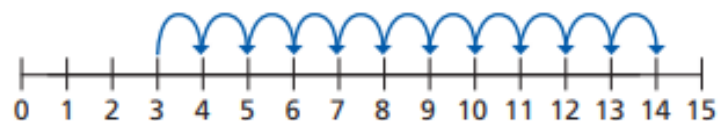
$$\boxed{4} + \boxed{7} = \boxed{11}$$

Eva has $\boxed{11}$ coins now.



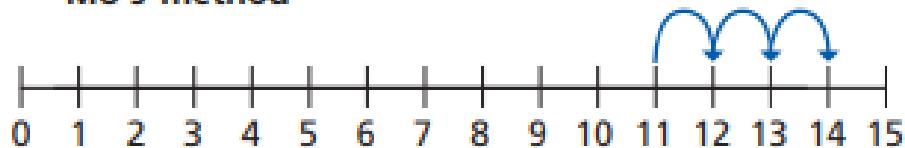
- 3 Ron and Mo are working out $3 + 11$ on a number line.

Ron's method



Maths – Lesson 1 answers continued


Mo's method



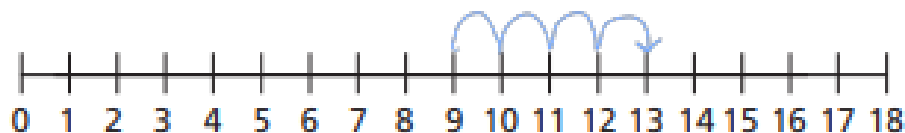
What is the same and what is different?

Use the number lines to work out the additions.

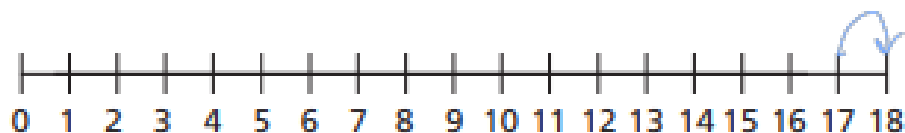
a) $2 + 13 =$



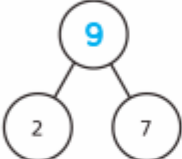
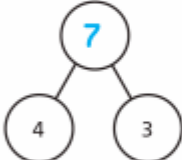
b) $4 + 9 =$



c) $1 + 17 =$



Maths - Lesson 2 answers

Question	Answer
1	a) 8 b) 18 c) 18
2	a)  b) 
3	a) 19 19 19 19 b) 17 17 17 17



Maths - Lesson 3 answers

4	<table border="1"> <tbody> <tr> <td data-bbox="271 400 421 480">$14 + 2$ ✓</td> <td data-bbox="421 400 571 480">$15 + 2$</td> <td data-bbox="571 400 721 480">$10 + 6$ ✓</td> <td data-bbox="721 400 871 480">$1 + 16$</td> </tr> <tr> <td data-bbox="271 520 421 600">$3 + 13$ ✓</td> <td data-bbox="421 520 571 600">$12 + 5$</td> <td data-bbox="571 520 721 600">$11 + 5$ ✓</td> <td data-bbox="721 520 871 600">$1 + 15$ ✓</td> </tr> </tbody> </table>	$14 + 2$ ✓	$15 + 2$	$10 + 6$ ✓	$1 + 16$	$3 + 13$ ✓	$12 + 5$	$11 + 5$ ✓	$1 + 15$ ✓
$14 + 2$ ✓	$15 + 2$	$10 + 6$ ✓	$1 + 16$						
$3 + 13$ ✓	$12 + 5$	$11 + 5$ ✓	$1 + 15$ ✓						
5	<table border="1"> <tbody> <tr> <td data-bbox="271 668 421 700">$4 + 5 = 9$</td> <td data-bbox="472 668 622 700">$7 + 2 = 9$</td> </tr> <tr> <td data-bbox="271 703 421 735">$8 + 1 = 9$</td> <td data-bbox="472 703 622 735">$6 + 3 = 9$</td> </tr> </tbody> </table>	$4 + 5 = 9$	$7 + 2 = 9$	$8 + 1 = 9$	$6 + 3 = 9$				
$4 + 5 = 9$	$7 + 2 = 9$								
$8 + 1 = 9$	$6 + 3 = 9$								
6	<table border="1"> <tbody> <tr> <td data-bbox="271 783 421 815">$14 + 5 = 19$</td> <td data-bbox="495 783 645 815">$17 + 2 = 19$</td> </tr> <tr> <td data-bbox="271 818 421 850">$18 + 1 = 19$</td> <td data-bbox="495 818 645 850">$16 + 3 = 19$</td> </tr> </tbody> </table>	$14 + 5 = 19$	$17 + 2 = 19$	$18 + 1 = 19$	$16 + 3 = 19$				
$14 + 5 = 19$	$17 + 2 = 19$								
$18 + 1 = 19$	$16 + 3 = 19$								



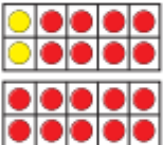
Maths - Lesson 4 answers

Find and make number bonds




1 Complete the additions to match the ten frames.

a)  $2 + 8 = 10$

 $2 + 18 = 20$

b)  $3 + 7 = 10$

 $3 + 17 = 20$

c) What do you notice?



2 Complete the number bonds.



a) $4 + 6 = 10$

c) $10 = 9 + 1$

$4 + 16 = 20$

$20 = 19 + 1$



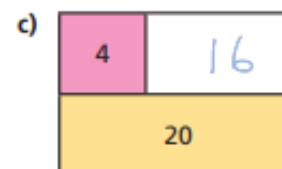
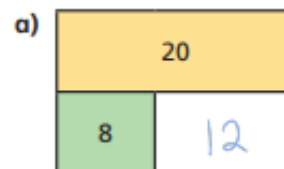
b) $5 + 5 = 10$

d) $10 = 3 + 7$

$5 + 15 = 20$

$20 = 7 + 13$

3 Complete the bar models.



Maths - Lesson 4 answers continued

4 Colour all the number bonds to 20

14 + 3	17 + 3	2 + 18	0 + 20	3 + 16	9 + 11	17 + 3	18 + 2	2 + 0
18 + 1	3 + 7	12 + 7	5 + 15	4 + 8	1 + 19	13 + 5	20 + 0	1 + 15
11 + 8	11 + 9	19 + 1	3 + 17	10 + 0	13 + 7	16 + 2	8 + 12	5 + 5
5 + 6	4 + 16	19 + 0	10 + 1	2 + 0	14 + 6	17 + 1	11 + 9	11 + 8
12 + 5	12 + 8	18 + 2	15 + 5	4 + 15	16 + 4	10 + 10	15 + 5	13 + 3

Make your own puzzle like this.



Maths - Lesson 5 questions and answers

Arithmetic Dojo Year 1 - Autumn 1 - Week 9 Answers and Curriculum Strands

1	$3 + 1 + 5 =$	<input type="text" value="9"/>
---	---------------	--------------------------------

2	<input type="text" value="9"/>	$= 5 + 4$
---	--------------------------------	-----------

3	$7 - 3 =$	<input type="text" value="4"/>
---	-----------	--------------------------------

4	$7 - 1 =$	<input type="text" value="6"/>
---	-----------	--------------------------------

5	$10 + 0 =$	<input type="text" value="10"/>
---	------------	---------------------------------

6	$9 - 3 =$	<input type="text" value="6"/>
---	-----------	--------------------------------

7	$4 + 3 =$	<input type="text" value="7"/>
---	-----------	--------------------------------

8	$3 - 3 =$	<input type="text" value="0"/>
---	-----------	--------------------------------

9	$4 = 4 -$	<input type="text" value="0"/>
---	-----------	--------------------------------

10	$7 = 4 +$	<input type="text" value="3"/>
----	-----------	--------------------------------



Reading for Productivity: Lesson 1 – History

Answers:

1. Robert Falcon Scott and Roald Amundsen
2. Another team from Norway had arrived before him.
3. Exhaustion
4. False/False/True
5. Examples of the qualities- brave, adventurous, strong, fit, inquisitive

Reading for Productivity: Lesson 2 – Geography

Answers:

1. Number the oceans – 4, 2, 3, 5 and 1
2. Black
3. Humans and fish
4. Freezing

Reading for Productivity: Lesson 3 – PSHCE

Answers:

1. Thinking or acting in a positive way about yourself and others
2. Being on time/follow the rules/ being fair/punctual/respect/trust
3. Have respect for others feelings, wishes and rights
4. List a way you show respect in school- any answer is acceptable

Reading for Productivity: Lesson 4 – RE

Answers:

1. 1000 Years ago
2. Stone
3. Sing, worship, funeral, marriage or to celebrate a birth
4. To be social and become part of a group
5. To make friends

